

INDOOR PRODUCT

SURFACE MOUNTED LED DOWNLIGHT SERIES

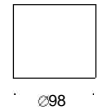
WNB00021-12W



Material: Die-casting Aluminum
 Power: 12W
 CCT: 3000K/4000K/6000K
 Light output: 960lm/1020lm/1080lm
 Color rendering index: Ra≥80
 Driver: Intergrated LED driver
 Operating temperature: -20°C~40°C



Beam Angle:



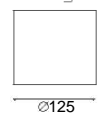
WNB00021-20W



Material: Die-casting Aluminum
 Power: 20W
 CCT: 3000K/4000K/6000K
 Light output: 1600lm/1700lm/1800lm
 Color rendering index: Ra≥80
 Driver: Integrated LED driver
 Operating temperature: -20°C~40°C



Beam Angle:




WNB00021-30W



Material: Die-casting Aluminum
 Power: 30W
 CCT: 3000K/4000K/6000K
 Light output: 2400lm/2550lm/2700lm
 Color rendering index: Ra≥80
 Driver: Integrated LED driver
 Operating temperature: -20°C~40°C



Beam Angle:

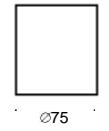




WNB00008



Material: Die-casting Aluminum
 Power: 10W
 CCT: 3000K/4000K/6000K
 Light output: 800lm/850lm/900lm
 Color rendering index: Ra≥80
 Driver: Integrated LED driver
 Operating temperature: -20°C~40°C



Beam Angle:




Single oblique Double oblique Rectangle



WNB00009



Material: Die-casting Aluminum
 Power: 20W
 CCT: 3000K/4000K/6000K
 Light output: 1600lm/1700lm/1800lm
 Color rendering index: Ra≥80
 Driver: Integrated LED driver
 Operating temperature: -20°C~40°C



Beam Angle:



Single oblique Rectangle Double oblique



WNB00010



Material: Die-casting Aluminum
 Power: 30W
 CCT: 3000K/4000K/6000K
 Light output: 2400lm/2550lm/2700lm
 Color rendering index: Ra≥80
 Driver: Integrated LED driver
 Operating temperature: -20°C~40°C




Beam Angle:

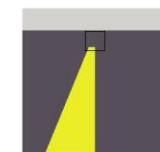



Single oblique Rectangle Double oblique

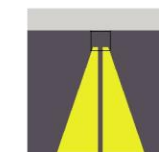
www.wonygroup.com




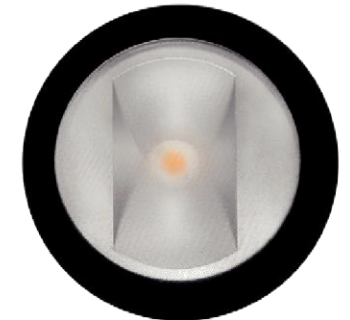
Three Luminous angles:



Single oblique



Double oblique



Rectangle