


INDOOR PRODUCT

IP RATED DOWNLIGHT SERIES



IP65



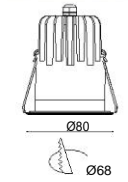
OCEANUS-A
Series



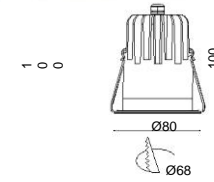
Power consumption	Max 15W
Light source	COB LED 10W
Beam angle	15°/24°/38°/60°
Color temperature	3000K/4000K/5000K
Light output	1125LM/1200LM/1275LM
Color rendering index	Ra ≥ 80
Operating temperature	-20°C~ +40°C
Rated life hours	30,000 - 50,000H
LED Chip	



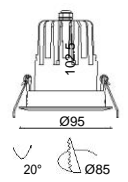
WN46362



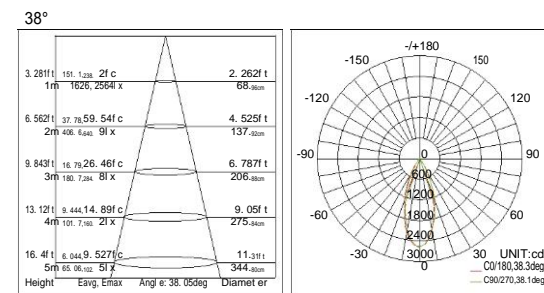
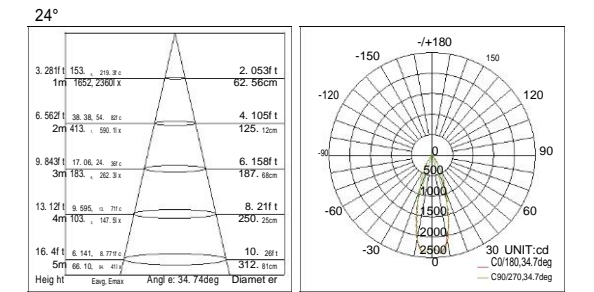
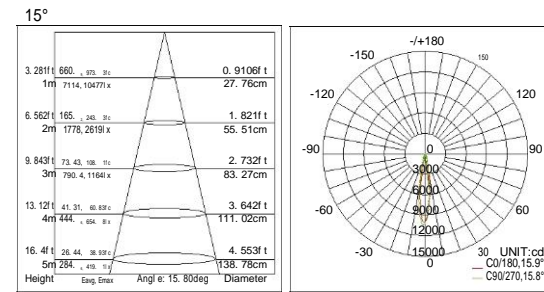
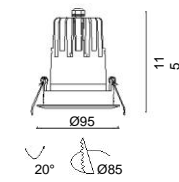
WN46362G



WN16525



WN16526

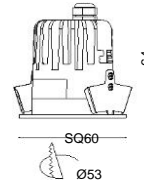


WN46438

Max 8W LED



Light source: COB LED 6.7W
 Beam angle: 24°/36°/60°
 Color temperature: 3000K/4000K/5000K
 Light output: 675LM/720LM/765LM
 Color rendering index: Ra ≥ 80
 Operating temperature: -20°C~ +40°C
 Rated life hours: 30,000 - 50,000H
 LED driver (Remote): (CE)
 Input: 220-240V AC 50/60Hz
 LED-current: 350mA
 Power consumption: Max 8W

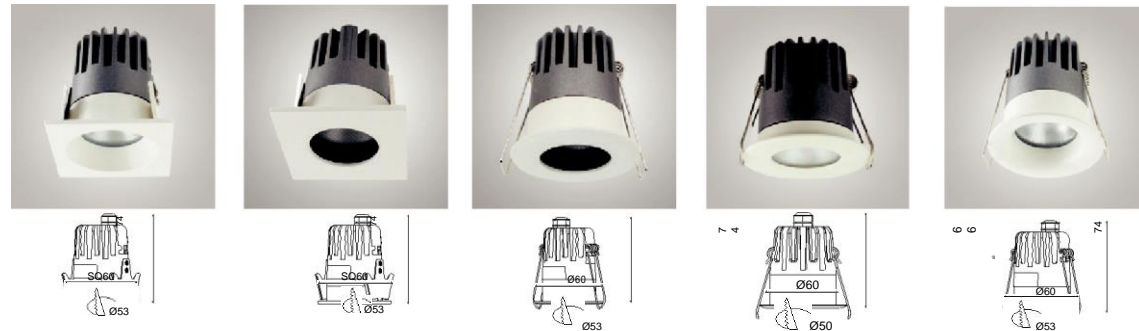


WN46440

WN46451
WN46439

WN46441

WN46252

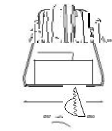


WN16293

Max 6W LED



Light source: COB LED 6W
 Beam angle: 13°/23°
 Color temperature: 3000K/4000K/5000K
 Light output: 1100LM/1230LM/1450LM
 Color rendering index: Ra ≥ 80
 Operating temperature: -20°C~ +40°C
 Rated life hours: 30,000- 50,000H
 LED driver (Remote): (CE)
 Input: 100-240V AC 50/60Hz
 LED-current : 500mA
 Power consumption: Max 6W

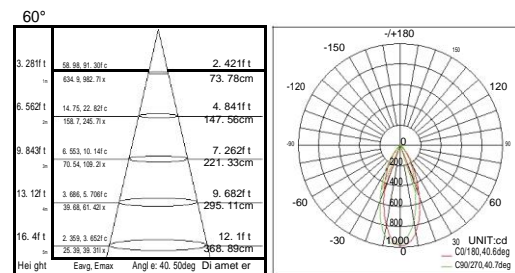
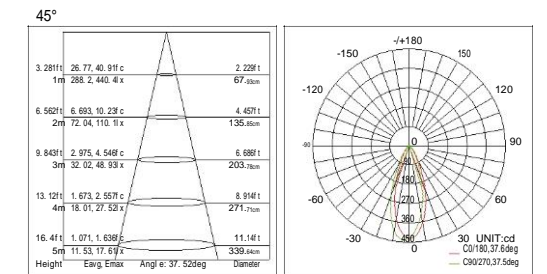
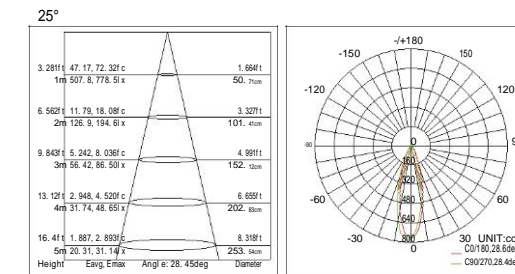
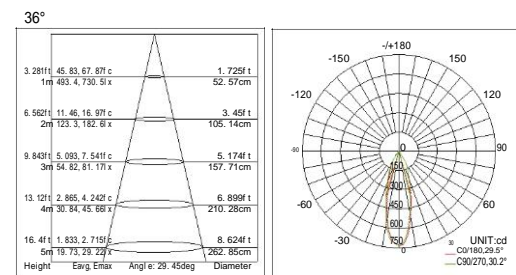
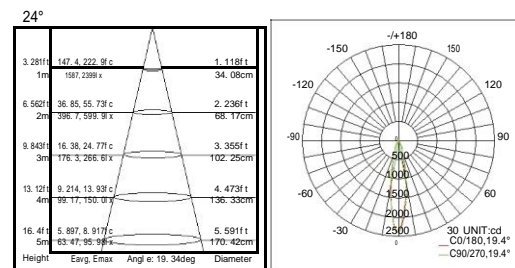
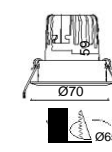


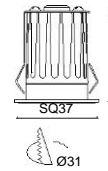
WN16291

Max 6W LED



Light source: COB LED 6W
 Beam angle: 13°/23°
 Color temperature: 3000K/4000K/5000K
 Light output: 1100LM/1230LM/1450LM
 Color rendering index: Ra ≥ 80
 Operating temperature: -20°C~ +40°C
 Rated life hours: 30,000- 50,000H
 LED driver (Remote): (CE)
 Input: 100-240V AC 50/60Hz
 LED-current : 500mA
 Power consumption: Max 6W





WN16264

Max 1.5W LED



Light source: SMD LED 3535 1W
 Beam angle: 10°
 Color temperature: 3000K/4000K/5000K
 Light output: 90LM/95LM/105LM
 Color rendering index: Ra ≥ 80
 Operating temperature: -20°C~ +40°C
 Rated life hours: 30,000 - 50,000H
 LED driver (Remote): (CE)
 Input: 100-240V AC 50/60Hz
 LED-current: 350mA
 Power consumption: Max 1.5W

WN16320

WN1632

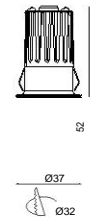
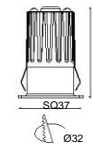
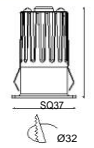
4



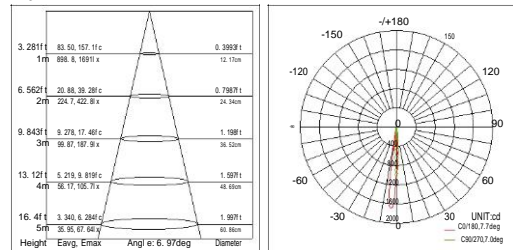
WN16322

WN16175


WN16321



10°



Beam angle: 10°



1m

157.1fc
1691lx

3m

17.46fc
187.9lx

5m

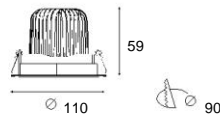
6.284fc
67.64lx



WNB00002



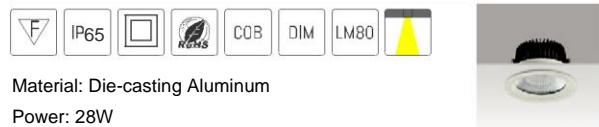
Material: Die-casting Aluminum
 Power: 10W
 CCT: 3000K/4000K/6000K
 Light output: 800lm/850lm/900lm
 Color rendering index: Ra≥80
 Driver: Remote LED driver
 Operating temperature: -20°C~40°C



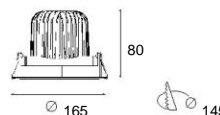
Beam Angle:



WNB00004



Material: Die-casting Aluminum
 Power: 28W
 CCT: 3000K/4000K/6000K
 Light output: 2240lm/2380lm/2520lm
 Color rendering index: Ra≥80
 Driver: Remote LED driver
 Operating temperature: -20°C~40°C



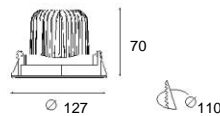
Beam Angle:



WNB00003



Material: Die-casting Aluminum
 Power: 20W
 CCT: 3000K/4000K/6000K
 Light output: 1600lm/1700lm/1800lm
 Color rendering index: Ra≥80
 Driver: Remote LED driver
 Operating temperature: -20°C~40°C



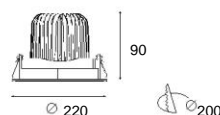
Beam Angle:



WNB00005



Material: Die-casting Aluminum
 Power: 42W
 CCT: 3000K/4000K/6000K
 Light output: 3360lm/3570lm/3780lm
 Color rendering index: Ra≥80
 Driver: Remote LED driver
 Operating temperature: -20°C~40°C



Beam Angle:

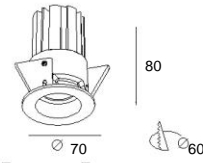




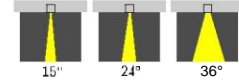
WNA00001



Material: Die-casting Aluminum
 Power: 7W
 CCT: 2700K/3000K/4000K/6000K
 Light output: 560lm/600lm/630lm
 Color rendering index: Ra≥80
 Driver: Remote LED driver
 Operating temperature: -20°C~40°C



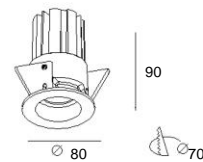
Beam Angle:



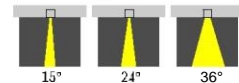
WNA00002



Material: Die-casting Aluminum
 Power: 13W
 CCT: 2700K/3000K/4000K/6000K
 Light output: 1040lm/1100lm/1170lm
 Color rendering index: Ra≥80
 Driver: Remote LED driver
 Operating temperature: -20°C~40°C



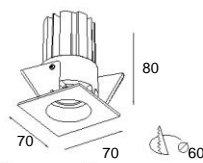
Beam Angle:




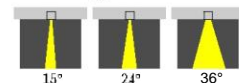
WNA00003



Material: Die-casting Aluminum
 Power: 7W
 CCT: 2700K/3000K/4000K/6000K
 Light output: 560lm/600lm/630lm
 Color rendering index: Ra≥80
 Driver: Remote LED driver
 Operating temperature: -20°C~40°C



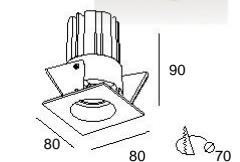
Beam Angle:



WNA00004



Material: Die-casting Aluminum
 Power: 13W
 CCT: 2700K/3000K/4000K/6000K
 Light output: 1040lm/1100lm/1170lm
 Color rendering index: Ra≥80
 Driver: Remote LED driver
 Operating temperature: -20°C~40°C



Beam Angle:

